

Kiwi®

Complete Vacuum Delivery System

with **PalmPump™**



Kiwi OmniCup® with
Traction Force Indicator



Kiwi Omni-C™ Cup for
use in Cesarean Sections



**CLINICAL
INNOVATIONS**

Kiwi[®]

Complete Vacuum Delivery System

with **PalmPump[™]**

Versatile Use

in all fetal head positions.

Flexible Stem

for Flexion Point placement.

OmniCup[®] with Traction Force Indicator



VAC-6000MT

The Kiwi OmniCup with Traction Force Indicator is a complete vacuum-assisted fetal delivery device designed for use in all fetal head positions – occiput anterior (OA), occiput posterior (OP) and occiput transverse (OT) – and cesarean section procedures. Its flexible stem and low-profile cup enable placement over the flexion point, 3 cm forward of the posterior fontanelle along the sagittal suture, so that the smallest diameters of the fetal head are presented to the birth canal.

The Traction Force Indicator measures the force exerted during traction. It allows the operator to correlate tactile sensation of traction force with a visual scale, especially valuable for training and documentation purposes.

Recommended for use in the following fetal positions:



OmniCup[®]



VAC-6000M

The Kiwi OmniCup also has the flexible stem and low-profile cup for safe and effective use in all fetal head positions – occiput anterior (OA), occiput posterior (OP) and occiput transverse (OT), but without the Traction Force Indicator.

Recommended for use in the following fetal positions:



Disposable

for convenience and safety.

Low Cup Profile

for ease of insertion.

Complete Control

in the hands of a single operator.

Omni-C™ Cup for use in Cesarean Section



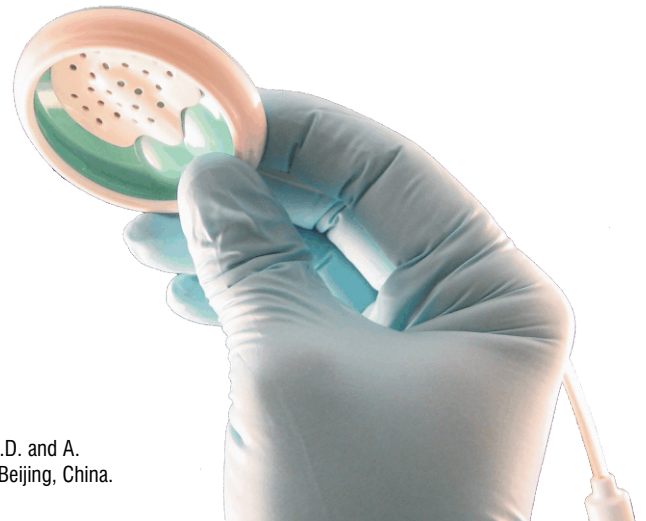
VAC-6000C

The Kiwi Omni-C Cup is specifically designed for cesarean section deliveries (C) and the confined space of the lower uterine segment. It has an extra-low profile for ease of insertion and increased maneuverability, and two finger grooves for an improved cup grip.

Clinical use of the Omni-C has shown* a decrease in the likelihood of traumatic or deliberate extensions of the uterine incision, a reduction in maternal blood loss and a decrease in the potential for cervical lacerations.

Recommended for use only in Cesarean Section procedures:

C



* Vacuum-Assisted Delivery of the Fetal Head at Cesarean Section. R.W. McQuivey, M.D., V. LaPorte, M.D. and A. Vacca, M.D. 1st Beijing International Conference on Obstetrics and Gynecology, October 7-10, 2005, Beijing, China.

ProCup®

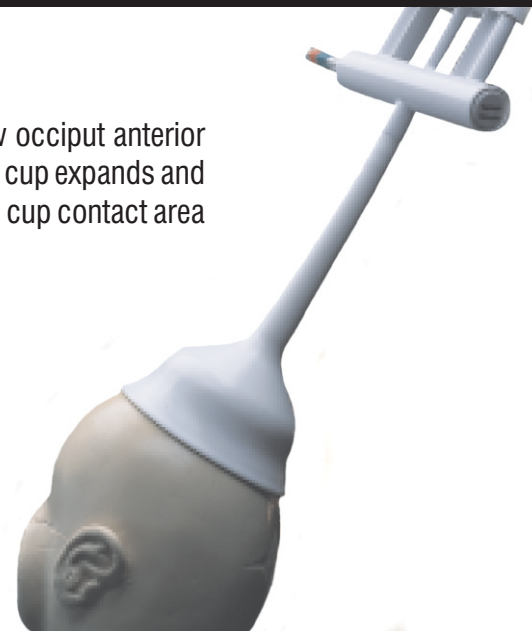


VAC-6000S

The Kiwi ProCup is designed for use with low occiput anterior (OA) and outlet presentations. The soft flexible cup expands and molds to the fetal head which safely increases cup contact area and vacuum hold.

Recommended for use in the following fetal positions:

OA



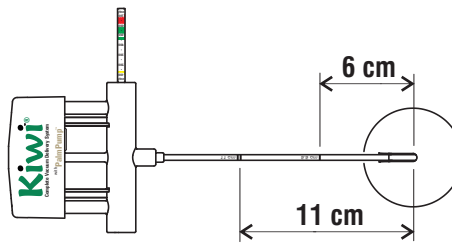
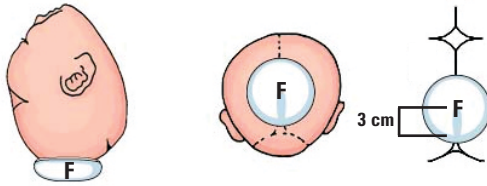
Technique Tips

1 Locate Flexion Point

Use examining finger to locate flexion point, 3 cm forward of the posterior fontanelle along the sagittal suture.

The center of the vacuum cup should always be placed over the flexion point with the sagittal suture in the midline.

Placing the cup on the flexion point facilitates delivery of the smallest diameters of the fetal head.

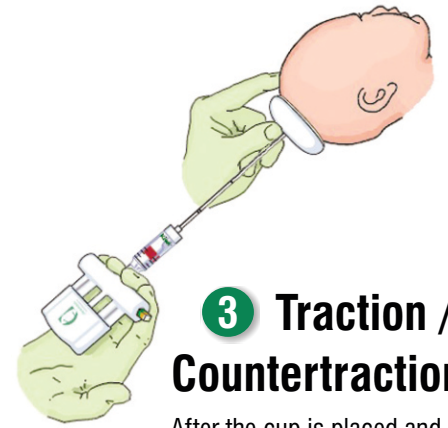


2 Use Distance Markings

With the examining finger on the flexion point, use the opposite hand to mark where the back of the examining finger comes in contact with the perineum.

Hold that mark as the examining finger is removed, and use the cup's distance markings to measure the cup insertion distance from perineum to flexion point.

Insert the cup to the measured distance mark to facilitate placement of the cup over the flexion point.



3 Traction / Countertraction

After the cup is placed and vacuum is obtained, commence gentle traction when contractions begin.

Use the thumb and index finger of the non-pulling hand to provide counter-pressure and monitor descent, flexion and autorotation.

The non-pulling hand is essential to help prevent complete cup detachments.

*Courtesy Aldo Vacca. "Handbook of Vacuum Delivery in Obstetric Practice," 2003.

Order Information

OA = Occiput Anterior OP = Occiput Posterior
OT = Occiput Transverse C = Cesarean Section

Part Number	Description	Quantity/Box	Recommended Use			
VAC-6000MT	Kiwi OmniCup with Traction Force Indicator	5	OA	OP	OT	C
VAC-6000C	Kiwi Omni-C Cup	5	C			
VAC-6000M	Kiwi OmniCup	5	OA	OP	OT	C
VAC-6000S	Kiwi ProCup	5	OA			

For more information, contact your local distributor:



Clinical Innovations, LLC
747 West 4170 South
Murray, Utah 84123
www.clinicalinnovations.com

Phone: (801) 268-8200
Fax: (801) 266-7373
Toll Free: (888) 268-6222
E-mail: kiwi@clinicalinnovations.com

US Patents 6,059,795; 6,074,399;
6,355,047 and other patents pending
© Copyright 2008 Clinical Innovations, LLC
P/N 056-0022 Rev. G